


Poppy Power!

K-4 Phenology Curriculum

Name _____


Teacher _____

Favorite Flower _____



Explaining the Seasons

Draw a picture and write 4 words that help explain each season




Weather Watcher

Track the weather over time at your school



Date	Sunrise time	Sunset time	Day length	Low temperature	High temperature	Rain total since last record

Plant Parts




Name _____
What does it do? _____

Name _____
What does it do? _____

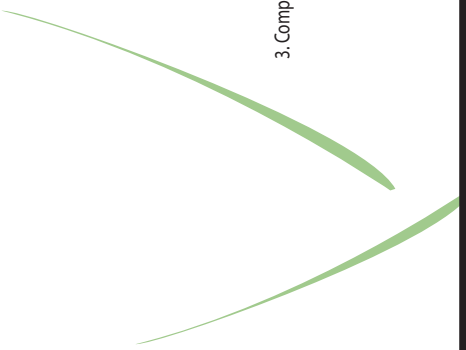
Name _____
What does it do? _____

Name _____
What does it do? _____

1. Complete the flower



2. Draw the stem



3. Complete the leaves

4. Draw the roots

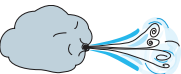
Draw the Plant Parts

At the Grocery Store:

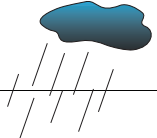
<i>Root</i> _____	<i>Stem</i> _____
<i>Bud</i> _____	<i>Fruit</i> _____

<i>Flower</i> _____ 	<i>Seed</i> _____
<i>Leaf</i> _____ 	_____

6

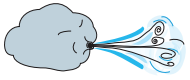


Watch it grow - Record Your Data

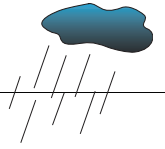


Date	What do you see?							Notes:
	STEM		LEAVES		FLOWERS			
	Length (cm)	color	number	length of longest (cm)	# of buds	# of flowers	# of fruits	

8



Watch it grow - Record Your Data



Date	What do you see?							Notes:
	STEM		LEAVES		FLOWERS			
	Length (cm)	color	number	length of longest (cm)	# of buds	# of flowers	# of fruits	

ART TIME!

Notes:

10

Draw your poppy!

*Write some words about
what you learned....*

12